

WE TATT 6 O HAIR.

SCALP MICRO-PIGMENTATION.

CONF/DENCE STARTS HERE.

WHAT IS A HAIR TATTOO?


Scalp Micro-Pigmentation (SMP) is the only guaranteed hair loss solution—a permanent, non-surgical, and affordable cosmetic hair tattoo procedure.

Reduce the appearance of hair loss, thinning hair, receding hairline, failed hair transplants, transplant scars, bald spots, or alopecia.

INK/PRESSIONS
create the illusion of hair follicles.

SMP PROCEDURE BREAKDOWN

Each session serves a distinct purpose in achieving your desired results.

- 
- 1 Laying the Foundation & Creating the Hairline.**
A light conservative session lays the foundation of ink/pressions with your preferred hairline. We will assess pigment retention and how well your skin heals during the first two weeks. (20-30% lightens up during the 1st session).
 - 2 Creating Density & Texture.**
Here is where the confidence party starts. We are adding density and texture to the first session. This session is scheduled 2-4 weeks apart from 1st session.
 - 3 Warranty Session.** *(Use this up to 1 year from your first visit.)*
This session you can use for any final adjustments to ensure perfect, natural, and undetectable results.



We recommend a **TOUCH-UP PROCEDURE** every 2-4 yrs to keep the ink/pressions looking sharp.

Touch-up ranges from \$500 to \$1,500.

BEFORE SMP

AFTER SMP

BENEFITS FOR MEN AND WOMEN OF ALL HAIR AND SKIN TYPES.

Scalp Micro-Pigmentation replicates micro ink/pressions to create the appearance of a full and healthy, natural head of hair.

- ✓ 100% Convenient & Effective
- ✓ Immediate Results
- ✓ Low Price
- ✓ No Surgery
- ✓ Non-invasive
- ✓ No Side Effects
- ✓ No Recovery Time
- ✓ Minimal to No Pain (For most people)
- ✓ Low Maintenance (Touch-ups 2-4 years)



(ACTUAL CLIENT)
2 SESSIONS

TRUST THE PR6CESS

Scalp Micro-Pigmentation Procedure &
How we can get your confidence back in 3 easy steps.



STEP 1 GET A FREE CONSULTATION

Our expert artist will assess your hair loss situation to determine the best solution. Two easy ways to do this.

1. Visit our office for a FREE in-person consultation.
2. Email pictures of your hair loss and schedule a FREE phone consultation.

Our SMP artist will review and guide you from beginning to end with your customized procedure plan. We will simulate your desired hairline to fit your age, style, and preference.



STEP 2 BOOK YOUR PROCEDURE

After you are completely satisfied with your hair loss procedure plan, we will send you a deposit invoice. Once paid, we can schedule your procedure date and time. You will require two sessions scheduled 2-4 weeks apart for perfect results. Your 3rd warranty session (touch-up) - you can use up to 1 year from your first scheduled session.

🍒 Cherry

Treat Yourself Now. Pay Later.



STEP 3 HAIR LOSS CONQUERED

Ready to rock! We take time re-creating, blending, and fading into your existing hair follicles for a seamless and natural look.

In the 1st session, we lay the foundation of ink/pressions replicating hair follicles immediately, giving the appearance of a full head of hair. In the 2nd session, we will add density and texture to eliminate any signs of hair loss.

Our procedure includes (2)two sessions, (1)one warranty session, and REVIVE After-care cream & soap, a therapeutic corrective lotion formulated to soothe and heal irritated skin. Great for short and long-term use.

Cherry
Financing
Available

QUOTE GUIDE

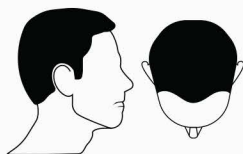
SMP ranges from \$1,000 to \$5,000+ depending on the areas of the scalp that are bald or receding.

Payments Terms: A non-refundable deposit of \$200 is required via cash or credit card to secure your appointment. The balance is due on the 1st session. Procedures are not subject to sales tax.

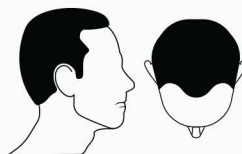
Rescheduling: You must reschedule 24-48 hours before.

The Norwood Scale (or Hamilton-Norwood Scale)

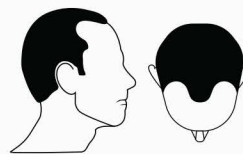
Is the leading classification system used to measure the extent of male pattern baldness. Stages I to VII.



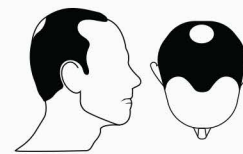
NORWOOD I
\$1,000 - \$1,200



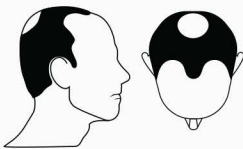
NORWOOD II
\$1,200 - \$1,400




NORWOOD III
\$1,400 - \$2,000



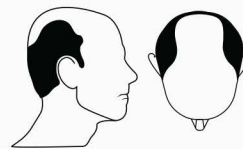
NORWOOD III VERTEX
\$2,000 - \$2,600



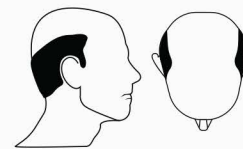
NORWOOD IV
\$2,800 - \$3,200



NORWOOD V
\$3,200 - \$3,800



NORWOOD VI
\$3,800 - \$4,400



NORWOOD VII
\$4,400 - \$5,000

The Ludwig Scale

Used to measure the extent of female pattern baldness (androgenic alopecia) stages I to III.



LUDWIG I-1
\$1,250



LUDWIG I-2
\$1,500



LUDWIG I-3
\$1,750



LUDWIG II-1
\$2,000



LUDWIG II-2
\$2,500



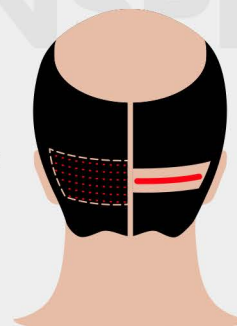
LUDWIG III
\$3,000

Scar Camouflage

Many clients with hair transplants seek this procedure to camouflage better FUE and FUT scarring associated with surgical hair transplants. SMP can also repair concerns such as cobblestone scars, scalp reduction scars, and many other unwanted scars.

FUE

Follicular Unit
Extraction
\$500 - \$1,500



FUT

Follicular Unit
Transplantation
\$500 - \$1,500

CONF/DENCE STARTS HERE.



IT'S SENSITIVE EVEN FOR THE TOUGHEST MEN

“WE TATTOO HAIR.”

6emicro.com

813.592.4048

WE TATT⁶O HAIR.



SMP & WOMEN...REALLY?

Did you know that 40% of Americans with balding are women? Although common amongst women, hair loss or thinning can often be associated with men. Women can also enjoy the benefits of scalp micro-pigmentation results.

Scalp micro-pigmentation (Hair Tattoo) procedure replicates micro ink/pressions to create a soft, subtle follicle pattern ideal for women looking to maintain the appearance of a full head of hair.



Life can be difficult at the best times; female hair loss can happen for many reasons, negatively affecting your confidence or outlook.

- Hereditary
- Hormones
- Estrogen
- Pregnancy
- Anemia
- Chemotherapy
- Lack of Vitamin B
- Emotional Stress
- Female Pattern Hair Loss
- Alopecia Areata
(Thinning of hair caused by stress)
- Traction Alopecia
(Excessive hairstyling and pulling of the hair over time)

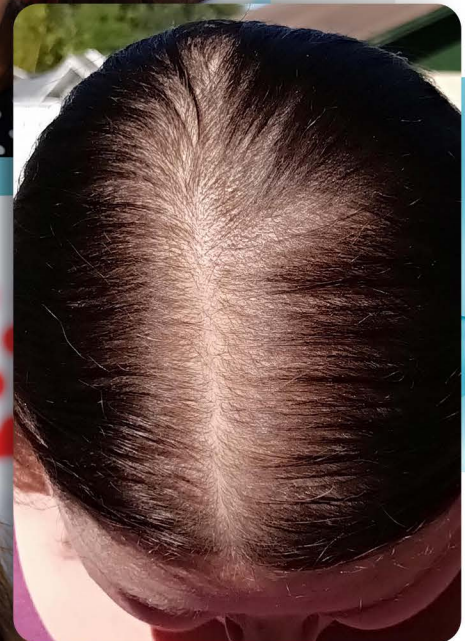
**OUR SCALP
MICRO-PIGMENTATION
PROCEDURE**
CAN HELP ALL THESE CONDITIONS.

BEFORE & AFTER

SCALP MICRO
PIGMENTATION



(ACTUAL CLIENT)
2 SESSIONS



(ACTUAL CLIENT)
2 SESSIONS



REVIVE AFTER-CARE LOTION & SOAP

A therapeutic corrective lotion formulated to soothe and heal irritated skin. Uses high-quality, all-natural ingredients from the Earth's gifts to produce a luxury scalp micro-pigmentation after-care.

HEALS
THE SCALP
- UPTO -
40%
FASTER
THAN OTHER BRANDS.

revive

was created from natural essential oils, butter, herbs, and other carefully selected ingredients that work effectively on hair textures and skin types.



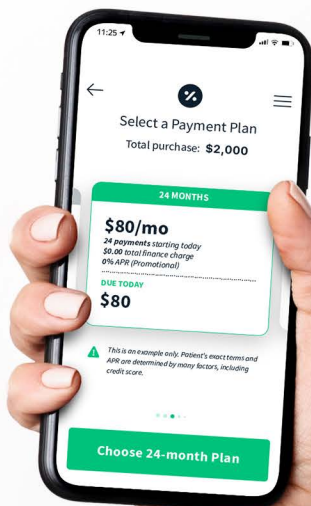


Treat Yourself Now. Pay Later.

withcherry.com

Cherry is a payment plan designed for your health, beauty, wellness needs and procedures that allows you to make convenient monthly payments.

Choose from a range of monthly payment plans with some qualifying for 0% APR options.



WHY CHOOSE CHERRY?

- ✓ 0% APR Plans Available
- ✓ 30-second Application
- ✓ No Hard Credit Check
- ✓ Budget Friendly

6 ONE-OF-A-KIND SMP CLINIC

We focus on creating a personalized experience for our clients. We understand how important it is to address all your questions and concerns regarding scalp micro-pigmentation.

Our attention to detail ensures that hair tattoo procedures are custom-tailored for our clients and their needs.



A HIGH-QUALITY SMP TATTOO ESTABLISHMENT SHOULD HAVE THE FOLLOWING:

- ✓ Certification of SMP Training
- ✓ State Tattoo License
- ✓ Bloodborne Pathogens Certification
- ✓ County Health Permit
- ✓ Clean, Sterile Environment with a Sink
- ✓ New Packaged Needles
- ✓ Barrier Protection During Procedures
- ✓ Nitrile Gloves, Masks, Barrier Tape, etc.
- ✓ BioWaste Service Provider
- ✓ Proper After-care Instructions

(ACTUAL CLIENT)
2 SESSIONS



JESSE

Founder
Master Barber
Master SMP Artist

MAGIK

Manager
Graphic Designer
SMP Artist

We are passionate about helping our clients achieve their ideal look. Combining our years of experience with state-of-the-art equipment and cutting-edge techniques, we proudly offer today's most advanced Scalp Micro-pigmentation services.

But what truly sets us apart is our commitment to our clients. Our customer service doesn't stop there. We will be with you every step of the way, from initial consultation to follow-up appointments. We know it can be stressful, so we provide all the after-care guidance and support you need.



**LET US HELP
ANSWER ALL
YOUR QUESTIONS.**

QUESTIONS & ANSWERS

1. How soon can I have the procedure?

We believe this is a significant decision in your life. While we are confident you will love the results, we insist on a minimum cooling-off period of 24hrs between consultation and treatment. This cooling period allows you to be committed and prepared.

2. How long should I expect my treatment sessions to take?

The human head has an astonishing 2000 follicles per square inch. Not surprisingly, a SMP procedure typically takes 2-4 hours per session, depending on the degree of hair loss. Most clients can expect between 2-4 sessions to complete their treatment, depending on the extent of hair loss or scarring. Procedures are scheduled about 14-28 days apart.

3. What are the hygiene standards in your clinic?

Our clinic adheres stringently to the Health Protection Unit's standards for infection control practices. We use sterile medical gloves during procedures. Single-use needles are disposed of immediately after use in sharps containers.

4. What qualifications do your Artists have?

All of our artists are fully qualified to USA standards for Micro-pigmentation procedures. They also carry full practitioners' insurance and are Tattoo Licensed.

5. How long do the results last?

After completing your procedure (2-3 sessions), a client should expect the strength of the color to last for 2-4 years. Over a longer term, a client will gradually notice slight lightening (not discolor) of the ink/pressions. When this occurs, you can undergo a brief "touch-up" session to restore any fading and secure many more years of your look and confidence.

6. Will the SMP fade?

After the first SMP session, your procedure will fade, which is normal. We add more density in the second and third sessions to create a fuller look. Pigment retention varies for each person; some may notice more fading than others.

7. I'm nervous about how we design my hairline. How do I choose a hairline?

If you are unsure what style or type of hairline will work for you, our specialist will help. With artistic experience on how to fit your desired hairline, whether a conservative soft natural, or razor-sharp hairline, our specialist can help recommend what's best. You can also tweak and adjust the hairline throughout your sessions for a perfect result.

8. Is scalp micro-pigmentation for long hair?

For people using scalp micro-pigmentation to rebuild their hairline, we recommend keeping your hair short for a more balanced look. SMP is used to add density to thinning areas. We can add thickness to common areas like the crown, hair parting, and more.

9. How painful is the procedure?

For most clients, the pain is minimal, and it's consistently less painful than traditional tattoos. See the pain scale (see below). The process usually ranks in the 1-3 range.

0 - No Pain

1-3 - Mid Pain (nagging, annoying, interferes little with ADLs)

4-6 - Moderate Pain (interferes significantly with ADLs)

7-10 - Severe Pain (disabling; unable to perform ADLs)

10. I prefer to avoid any pain - can I take a painkiller?

To minimize pain or discomfort, we recommend you take paracetamol or ibuprofen an hour before treatment.

11. Will the pain continue after the procedure?

Happily, no. After your session, you won't experience any further discomfort. The discomfort is only during the actual tattoo procedure.

12. Is it a good idea to try the patch test first?

We can apply a few dots to a discreet part of your scalp to test for allergic reactions. We can do this at your consultation.

13. What's the downtime?

SMP is non-invasive and requires no downtime. You will likely not need extended time away from work, school, or other functions. After the procedure, it is common to notice slight redness on the scalp for 2-3 days post-session. This redness subsides quickly, and most clients return to work immediately or within a few days.

14. How often will I need to shave?

Most of our clients wear a freshly-shaved or "buzzed" look, so they shave every 3-5 days, saving a fortune on barber visits! Letting your hair grow will give away the secret!

15. How flexible can you be about appointment scheduling?

We understand you'll want the procedure to impact your work and family life as little as possible. Many of our clients fly in for treatments, so we ensure we are flexible and have a highly effective booking system.

16. I see many SMP providers online; how do I choose the right one?

The growth of SMP (hairline tattoos, scalp tattoos) has been tremendous over the last few years. More practitioners mean many more clinics. Prospective patients need to do their research! Look for clinics and Artists who have been operating for several years, have a vast, dynamic portfolio of results, and can help answer any questions you have. It is a good idea to schedule an in-person consultation if you are unsure about eliminating those providers you don't feel comfortable with.

FIRST INK / PRESSIONS LAST.

LET'S GET YOUR CONFIDENCE BACK!

Whether you are looking for a subtle change or a more dramatic look, our highly skilled team of expert artists will walk you through the entire process, creating a custom procedure plan that is perfect for you.

CALL NOW!

Choose an option below to speak with us!

 710 Oakfield Dr. Ste 202 Brandon FL 33511

 813.592.4048

 6emicro@gmail.com

 6e/mp

 6empmicro



(ACTUAL CLIENT)
3 SESSIONS



WE TATTOO HAIR.